



Nanpean Primary School

Year EYFS: Eden Class

Summer Overview 2023-24



'Fostering' Local Links:

Trips/Real-life Experiences:

- Mini beast hunt in outdoor area
- Visit to a beach or sealife centre



'Aspirations':

- entomologist
- Gardener/farmer
- Marine biologist/conservation







'Building' knowledge and skills towards a Showcase:

What can we do and see in Cornwall?

Reading Novel Study:

Summer 1: Come Outside



The bad tempered ladybird
The Enormous Turnip
Oliver's Vegetables
Billy's Bucket



Diversity Month: The perfect fit by Naomi Jones

Summer 2: All at Sea

Starwhal
Commotion in the ocean
Pirate Pete
Goolan by Will Coleman
Handa's hen



Refugee Week: The suitcase by Chris Naylor-Ballesteros

Writing:

Phonics:

Summer 1

Continue teaching Set 2 sounds to appropriate assessed groups

- Recap any Set 1 letter sound gaps
- Recap special friends sh/th/ch/qu/ng/nk/
- Teach children to blend using 'Fred talk' and word time lessons.

Summer 2

Re-cap teaching Set 2 sounds to appropriate assessed groups

- Recap any Set 1 & Set 2 letter sound gaps
- Recap special friends sh/th/ch/qu/ng/nk/

Spelling

Summer

Children using the knowledge and understanding of phoneme – grapheme correspondence to spell words. Make phonetically plausible attempts when writing unknown words that cannot be sounded out. Spell tricky words

Reading:

Summer 1

Children read some graphemes, digraphs, simple phrases and sentences with known graphemes / phonemes and a few exception words from memory.

Summer 2

Children beginning to read some tricky words e.g. said, like, have, so. Children can re-read what they have written to check that it makes sense.



Nanpean Community Primary School

Nurturing Children's Passion to Succeed

Maths:

To 20 and beyond

Step 1 Build numbers beyond 10

Step 2 Continue patterns beyond 10

Step 3 Build numbers beyond 10

Step 4 Continue patterns beyond 10

Step 5 Verbal counting beyond 20

Step 6 Verbal counting patterns

How many now?

Step 1 Add more

Step 2 How many did I add?

Step 3 Take away

Step 4 How many did I take away?

Manipulate, compose and decompose

Step 1 Select shapes for a purpose

Step 2 Rotate shapes

Step 3 Manipulate shapes

Step 4 Explain shape arrangements

Step 5 Compose shapes

Step 6 Decompose shapes

Step 7 Copy 2-D shape pictures

Step 8 Find 2-D shapes within 3-D shapes

Sharing and Grouping

Step 1 Explore sharing

Step 2 Sharing

Step 3 Explore grouping

Step 4 Grouping

Step 5 Even and odd sharing

Step 6 Play with and build doubles

Visualise, Build and Map

Step 1 Identify units of repeating patterns

Step 2 Create own pattern rules

Step 3 Explore own pattern rules

Step 4 Replicate and build scenes and constructions

Step 5 Visualise from different positions

Step 6 Describe positions

Step 7 Give instructions to build

Step 8 Explore mapping

Step 9 Represent maps with models


Step 10 Create own maps from familiar places

Step 11 Create own maps and plans from story situations

Make Connections

Step 1 Deepen understanding

Step 2 Patterns and relationships



Understanding the World

Come Outside

- Go on a walk and make a journey stick to recall where you went – where did you go? What did you find? How did the journey stick help your memory?
- Label parts of a flower, observation drawing of a sunflower
- Digging and creating a vegetable patch in school
- Observe caterpillars in enclosure then release as butterflies
- Take turns to touch artefacts in a feely bag – describe it. What do you think it is?
- Healthy and unhealthy foods. Food hygiene – hand washing

All at Sea

- Signs of Summer - walk around the school grounds
- Make a list of words to describe a desert. Create a fact file about a hot country
- Ocean habitats
- What effect can we have on our oceans and environment? Make a poster to encourage recycling
- Maps and symbols - Follow a simple map and mazes to find the treasure
- Talk about change over the year – how have we changed and grown?



PE:

Manipulation & Coordination 1

- to handle a balloon
- to handle a ball
- to kick a ball
- to hop, jump and step
- to send a ball or beanbag
- to send and stop equipment in a game

Speed, Agility, Travel 1

- to move in different directions
- to keep our bodies safe in running games
- to jump in different directions
- to stop safely
- to move at slow and fast speeds
- to stop safely in different ways

Manipulation & Coordination 2

- Take part in a variety of parachute games
- Perform actions with a variety of equipment
- Play simple invasion games using a baton to score and save goals
- Using batons to steer objects to targets
- Perform different jumps
- Roll, spin, rotate, throw and catch hoops

Speed, Agility, Travel 2

- Move beanbags and balls.
- Move by inching, crawling and jumping.
- Jump on, off and over with speed and control.
- Perform circle dances as part of a group.
- Use strength to maintain a body shape.
- Work as a team to complete an obstacle course in the quickest time possible



Creative Development

Come Outside



- Observational drawing of a sunflower with detail
- Visit Vincent van Gogh's online gallery. Recreate your favourite.
- Starry Night - Use a cotton bud to create swirls, circles and patterns in paint
- Paper weaving using strips of paper
- Mark making to classical music (The flight of the bumble bee) – experiment making marks with different speeds and pressure

All at Sea

- Painting pebbles – children to plan designs first on paper. Draw/paint on pebbles
- Bring children outside with a sketchpad and pencil. Ask children to focus on one natural thing to draw
- Create a whole class large scale torn paper collage
- Cut out an animal shape and make into hanging decoration
- Using a picture of a house, or maybe props from a home space, or a dolls house, bring it to the circle and ask questions about the sounds from each room. Record sounds on talking tins
- Perform a poem / song to an audience

PSHE:

Follow My Lead

- Playing cooperatively and taking turns
- What is cooperation? How can we learn to cooperate? What can you do if someone isn't cooperating?

Making Mistakes

- What is the best thing to do when you make a mistake?
- What can you do if you feel yourself getting mad when you've made a mistake?

Road Safety

- To learn stop, look, listen and think before crossing the road.
- To be aware of dangers on the roads and to follow safety rules and the law

Sharing

To understand the feeling of jealousy but to be able to



celebrate when others do well and to share in good feelings.

- That it is good to share all sorts of things like toys or ideas but especially kindness.

Sounds, Music and Noise

- To appreciate that music is a great way of changing my mood and it can make me happy
- To know that making music together helps me to share ideas and listen to the ideas of others.

Technology

- To learn how technology has changed our lives to see how it has changed since our parents were babies. To investigate how it helps us in the home
- To investigate devices and to think about using them safely.

Music:

Summer 1: Big Bear Funk

1. Listen and Appraise a different piece of Funk music each week
2. Musical Activities - learn about the interrelated dimensions of music through singing, improvising and playing classroom instruments
3. Perform and Share

Summer 2: Reflect, Rewind and Replay:

Listen and Appraise a different piece of music each week/step
Explore and Create using voices and classroom instruments
Sing and Play by revisiting nursery rhymes and action :
Share and Perform



RE:

Which places are special and why?

- Talk about/show pictures of places that are spiritually significant
- Look at features of a variety of religious buildings
- Matching places of worship and faith symbols
- Create a place for reflection
- Go on a nature walk and discuss how special our world is

Which stories are special and why?

- Talk about the Bible being the holy book for Christians that helps them to understand more about God and people
- Identify a sacred text e.g. Bible, Torah
- Listen to a variety of stories from different religions
- Talk about some of the things these stories teach believers

