



# Nanpean Primary School

## Year EYFS: Eden Class

### Spring Overview 2023-24



**'Fostering' Local Links:**  
What was our local area like in the past? Maps.

**Trips/Real-life Experiences:**  
Exploring seasonal changes.  
Visit a local church (Baptism)



**'Aspirations':**  
Arctic explorer  
Museum technician




**'Building' knowledge and skills towards a Showcase:**  
Presentation-How do things change over time?

**Reading Novel Study:**



**Spring 1:**

Here comes Jack Frost  
Penguin by Holly Dunbar  
The Snow Queen  
Chinese New Year Story








**Children's Mental Health Week:**

Ruby's Worry by Tom Percival

**Spring 2:**

The Very Hungry Caterpillar  
Mr Gumpy's Motorcar  
The Elves and the shoemaker  
The Frog Prince



**Writing:**



**Phonics:**

**Spring 1**

Recap any Set 1 letter sound gaps  
Recap special friends sh/th/ch/qu/ng/nk/  
Teach children to blend using 'Fred talk' and word time lessons.

**Spring 2**

Introduce Set 2 sounds to appropriate assessed groups  
Recap any Set 1 letter sound gaps  
Recap special friends sh/th/ch/qu/ng/nk/  
Teach children to blend using 'fred talk' and word time lessons.

**Spelling**

**Spring 1**

Sounding out to write VC and CVC words independently

**Spring 2**

Sounding out to write VC, CVC and CVCC words independently

**Reading:**

**Spring 1**

Continue to read individual graphemes (letters sounds).  
Blend simple sounds into VC or CVC words. Children read a few common exception words matched to the school's Phonics scheme.

**Spring 2**

Continue to read graphemes as well as some digraphs.  
Children reading simple phrases and sentences with known graphemes / phonemes and a few exception words from memory.



## Maths:

### Number: Alive in 5!

- Introducing 0
- Compare numbers to 5
- Composition of 4 and 5
- Compare mass
- Compare capacity
- Balancing Numicon
- Number bonds to 10

### Number: Growing 6, 7 and 8


- Numbers 1-10 mainly 6, 7, 8
- Making pairs
- Using 10 frames
- Composition of 6,7,8
- Combining 2 groups
- Length and height
- Time and measuring

### Number, Shape and pattern: Building 9 and 10

- Numbers 1-10 mainly 9 and 10
- Comparing numbers to 10
- Number bonds to 10
- 3D shapes
- Pattern

### Consolidation

- Subitising
- Counting
- Composition
- Sorting and matching
- Comparing and ordering



## Understanding the World

### Winter

- Discuss seasonal changes - make bird feeders.
- Freezing objects and observing changes.
- Provide opportunities to look at maps of the local area and maps of Antarctica.
- Giving instructions for a friend – using Beebots.
- Finding out about polar explorers – what did they do and what did they discover?
- Finding out about other celebrations – Chinese New Year.

### Footsteps in Time

- Butterfly lifecycle - observe changes weekly, looking after caterpillars.
- Human lifecycles.
- How to brush teeth – sequencing activity.
- Explore old and new books – listen to an old folk tale.
- Comic Relief - Bake cakes and sell to local community to help raise money.
- Make a list of animals born in Springtime.
- Follow a recipe to make hot cross buns.



## PE:

### Dance 2

- Move to the count of 8
- Perform with a partner to the count of 8
- Work with a partner to perform
- Perform a dance using 4 actions
- Link new and previous (old) actions
- Practice and perform a dance about Africa

### Gym 2

- Link different shapes and ways of moving
- Egg roll and log roll
- Follow different pathways
- Balance on points and patches
- Perform our story to music
- Use a clear start and finish position

### Body management 2

- Perform rolls
- Show some body control
- Perform different jumps
- Jump using apparatus
- Travel across apparatus
- Work as part of a team

### Cooperate and solve problems

- Follow a trail with a partner
- Play parachute games
- Make jumping patterns
- Create movement patterns
- Lead a partner in tapping patterns
- Navigate obstacles



## Creative Development

### Winter



Drawing with a black felt tip on white paper in the style of Joan Miro.

Observational portraits using a mirror.

Printing with natural materials – pine cones, leaves etc.

Cutting around a shape, folding, planning, working with different materials and their function.

Make a body percussion simple pattern and make picture cards for a friend to follow.

Make a large dragon head for a parade around the school.

### Footsteps in Time

Model painting techniques with a range of tools, colours and symmetry.

Observational drawings linked to Spring.

Make a Mother's Day card.

Explore how many different shades can we make of the same colour.

Make a sculpture using natural materials.

Make a pop up Easter card using folding techniques.

## PSHE:

### Sleep

- To understand the importance of routines for promoting good quality sleep.
- Recognise good quality sleep and to understand why it is so important for good health.

### The Great Outdoors

- To understand the importance of fresh air and exercise to support well-being and good mental health.

### Trusted adults

- To know who helps us in our home lives.
- To know who are our trusted adults.



- To know who helps us in our community.
- To know how to make an emergency call.

### Animals

- To know that animals have not always been treated nicely and that there are people who can help them to be kind to animals.
- That animals can be trained to work for us and to do important jobs.
- To understand that animals need lots of care and attention to grow healthily.

### Fire Safety

- To learn not to play with fire.
- To know how to prevent, plan and practise.

## Music:

### Spring 1: Everyone!

Learn to sing nursery rhymes and action songs:

Wind The Bobbin Up

Rock-a-bye Baby

Five Little Monkeys Jumping On The Bed

Twinkle Twinkle

If You're Happy And You Know It

Head, Shoulders, Knees and Toes

### Spring 2: Our World

I'm A Little Teapot

The Grand Old Duke Of York

Ring O' Roses

Hickory Dickory Dock

Not Too Difficult

The ABC Song



## RE:

### Why is Easter special for Christians?

Palm Sunday symbols

The Palm Sunday story

Palm cross

Making an Easter garden

Freeze frame emotions related to the story

Talk to someone who celebrates Easter



### Being special. Where do we belong?

Talk about occasions when things have happened in their lives that made them feel special.

Explore the Jewish and Christian ideas that God loves people even from before they are born.

Explore Baptism.

Talk about how children are welcomed into another faith or belief community.

Consider ways of showing that people are special and compare to other religions.